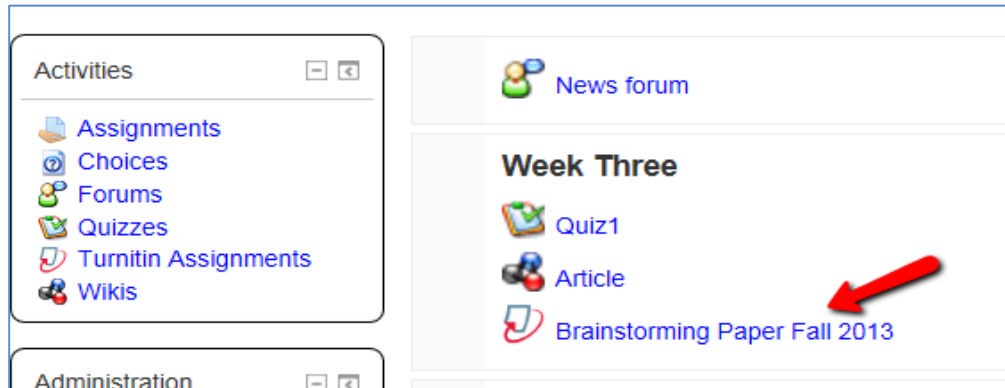




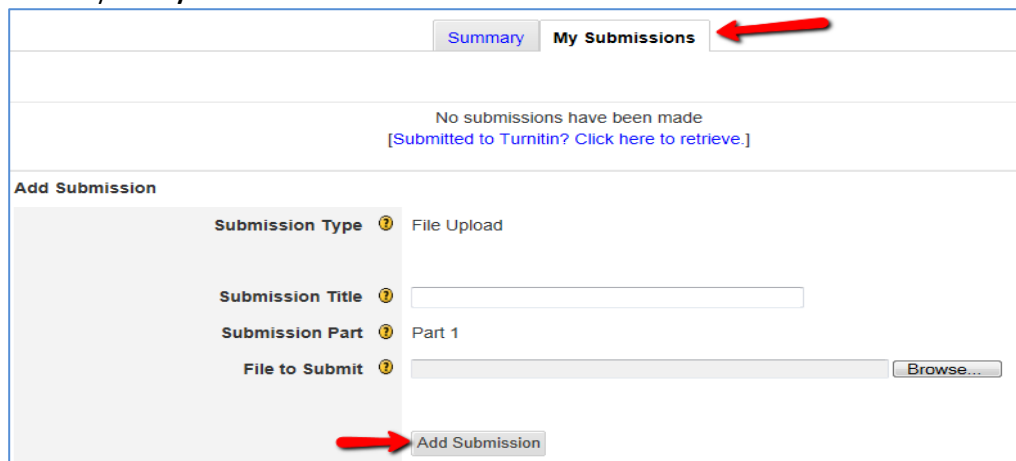
Submitting a Turnitin Assignment

NOTE: You must have at least 20 words on your page for Turnitin to process your paper.

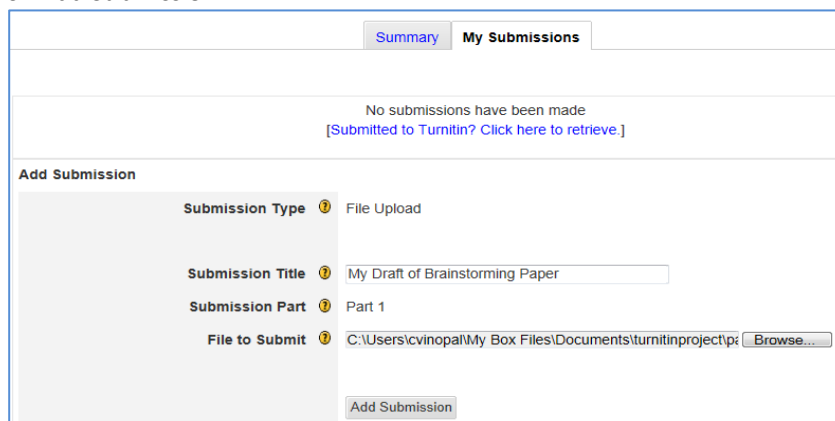
1. Click on your assignment from the course homepage or the Activities block.




2. Click on your **My Submissions** tab.



3. Type in the title of your paper and then select "Browse". You will be taken to your files list. Select the paper. Then click on **Add Submission**.



4. If your paper submits successfully you will see it listed with the time and date. Once your instructor has graded and made comments on your paper you will see it below in the table summary.

Summary		My Submissions				
				Refresh Submissions		
				Show 10 entries		
Next Last				Showing 1 to 1 of 1 entries		
		Submitted	Similarity	Grade	Comments	
of Brainstorming Paper ion successfully uploaded to Turnitin.		07/23/13, 14:47	Pending	-/25	(0)	 -
Next Last				Showing 1 to 1 of 1 entries		